

PARTS LIST						
ITEM	QTY	PART NO.	PART DESCRIPTION	LENGTH	UNIT WT.	NET WT.
1	2	X-CSRT-3072FW	CSRT FLANGE PIPE WELDMENT 2-7/8" x 72"		41.38	82.76
2	2	X-251012	BALLAST TRAY WELDMENT - SITE PRO 1		36.58	73.16
3	2	X-CSRT-3048FW	CSRT FLANGE PIPE WELDMENT 2-7/8" x 48"		28.34	56.69
4	2	X-232697	TRPD-HD DIAGONAL ANGLE - SITE PRO 1	52 1/2 in	14.35	28.69
5	2	X-232698	TRPD-HD SUPPORT PLATE - SITE PRO 1	29 1/2 in	8.72	17.44
6	8	X-CSRT-PCB	PIPE CONNECTION BRACKET	12 in	3.01	24.05
7	12	X-115765	5" V-CLAMP	7 1/16 in	1.03	12.31
8	4	X-UPC1	SMALL PIPE TO PIPE BRACKET	6 3/4 in	0.86	3.43
9	8	X-UB1300	1/2" X 3" X 5" X 2" U-BOLT (HDG.)		0.70	5.57
10	8	G12055	1/2" x 5.5" HDG HEX BOLT GR5 FULL THREAD	5 1/2 in	0.35	2.83
11	12	G12045	1/2" x 4.5" HDG HEX BOLT GR5 FULL THREAD	4 1/2 in	0.30	3.58
12	2	G1203	1/2" x 3" HDG HEX BOLT GR5 FULL THREAD	3 in	0.22	0.43
13	8	G1202	1/2" x 2" HDG HEX BOLT GR5	2 in	0.18	1.41
14	50	G12FW	1/2" HDG USS FLATWASHER	3/32 in	0.03	1.70
15	46	G12LW	1/2" HDG LOCKWASHER	1/8 in	0.01	0.64
16	55	G12NUT	1/2" HDG HEAVY 2H HEX NUT		0.07	3.94
					TOTAL WT. #	318.67

**TOLERANCE NOTES**

TOLERANCES ON DIMENSIONS, UNLESS OTHERWISE NOTED ARE:  
SAWED, SHEARED AND GAS CUT EDGES ( $\pm 0.030"$ )  
DRILLED AND GAS CUT HOLES ( $\pm 0.030"$ ) - NO CONING OF HOLES  
LASER CUT EDGES AND HOLES ( $\pm 0.010"$ ) - NO CONING OF HOLES  
BENDS AND ANGLES ARE  $\pm 1/2$  DEGREE  
ALL OTHER MACHINING ( $\pm 0.030"$ )  
ALL OTHER ASSEMBLY ( $\pm 0.060"$ )

PROPRIETARY NOTE:  
THE DATA AND TECHNIQUES CONTAINED IN THIS DRAWING ARE PROPRIETARY INFORMATION OF VALMONT INDUSTRIES AND CONSIDERED A TRADE SECRET. ANY USE OR DISCLOSURE WITHOUT THE CONSENT OF VALMONT INDUSTRIES IS STRICTLY PROHIBITED.

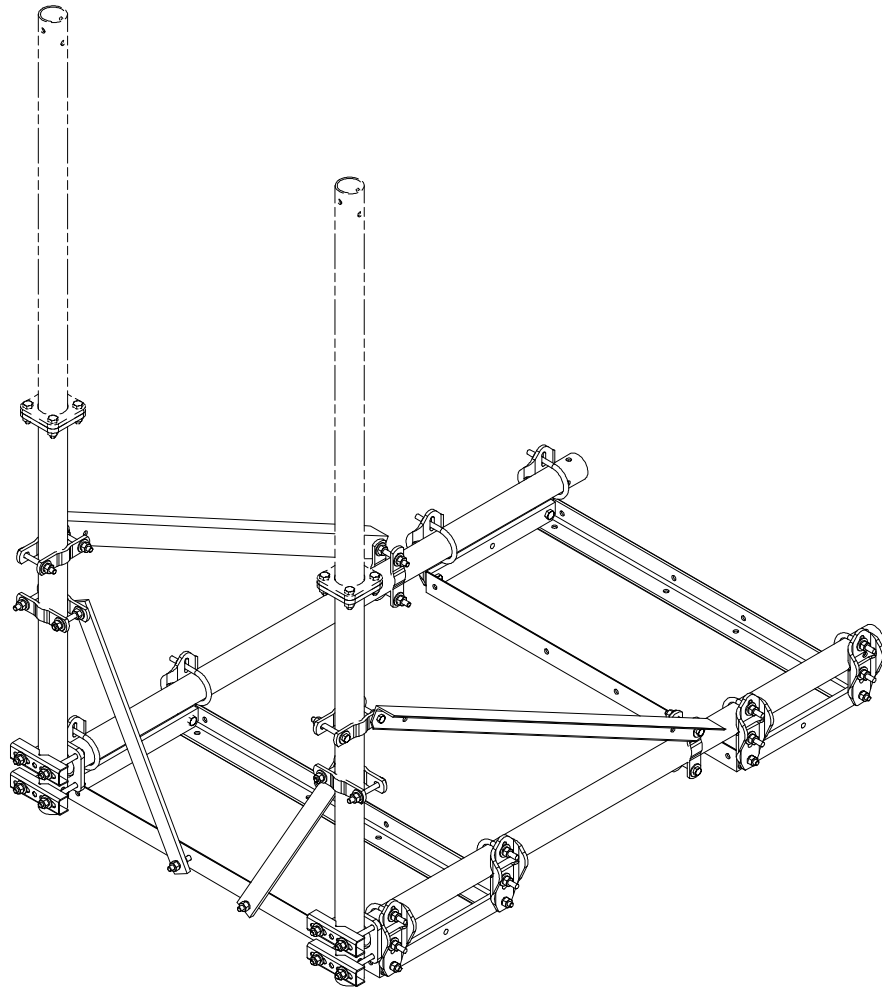
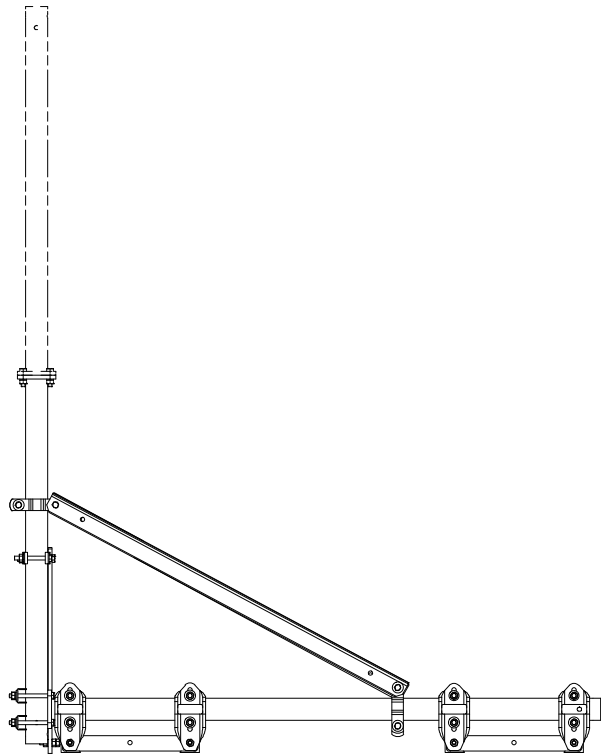
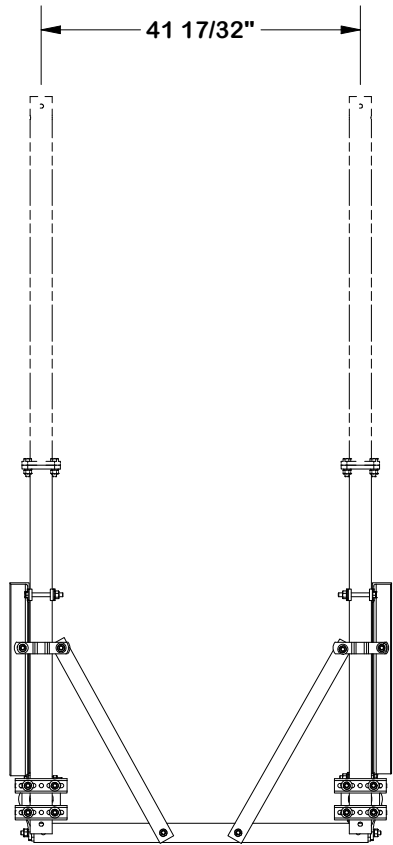
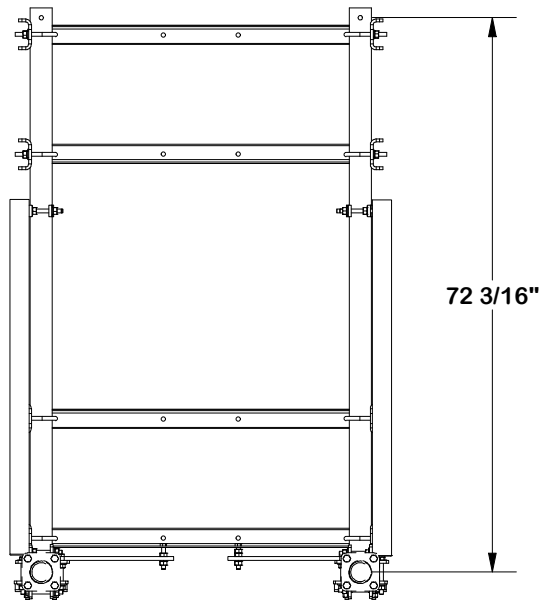
DESCRIPTION  
**CONSTRUCTOR SET  
SMALL BALLAST ROOFTOP FRAME**

CPD NO.		DRAWN BY <b>CEK 5/3/2023</b>		ENG. APPROVAL <b>5/4/2023</b>	
CLASS <b>01</b>	SUB <b>01</b>	DRAWING USAGE <b>CUSTOMER</b>		CHECKED BY <b>JET 5/4/2023</b>	



Engineering  
Support Team:  
**1-888-753-7446**

PART NO. <b>CSRT3-SB</b>	PAGE 1 OF 2
DWG. NO. <b>CSRT3-SB</b>	



TOLERANCE NOTES

TOLERANCES ON DIMENSIONS, UNLESS OTHERWISE NOTED ARE:  
SAWED, SHEARED AND GAS CUT EDGES ( $\pm 0.030"$ )  
DRILLED AND GAS CUT HOLES ( $\pm 0.030"$ ) - NO CONING OF HOLES  
LASER CUT EDGES AND HOLES ( $\pm 0.010"$ ) - NO CONING OF HOLES  
BENDS AND ANGLES ARE  $\pm 1/2$  DEGREE  
ALL OTHER MACHINING ( $\pm 0.030"$ )  
ALL OTHER ASSEMBLY ( $\pm 0.060"$ )

PROPRIETARY NOTE:  
THE DATA AND TECHNIQUES CONTAINED IN THIS DRAWING ARE PROPRIETARY INFORMATION OF VALMONT INDUSTRIES AND CONSIDERED A TRADE SECRET. ANY USE OR DISCLOSURE WITHOUT THE CONSENT OF VALMONT INDUSTRIES IS STRICTLY PROHIBITED.

DESCRIPTION  
  
CONSTRUCTOR SET  
SMALL BALLAST ROOFTOP FRAME

CPD NO.		DRAWN BY CEK 5/3/2023		ENG. APPROVAL 5/4/2023	
CLASS 01	SUB 01	DRAWING USAGE CUSTOMER		CHECKED BY JET 5/4/2023	

SITE PRO 1

A valmont COMPANY

Engineering Support Team:  
1-888-753-7446

PART NO.	CSRT3-SB
DWG. NO.	CSRT3-SB